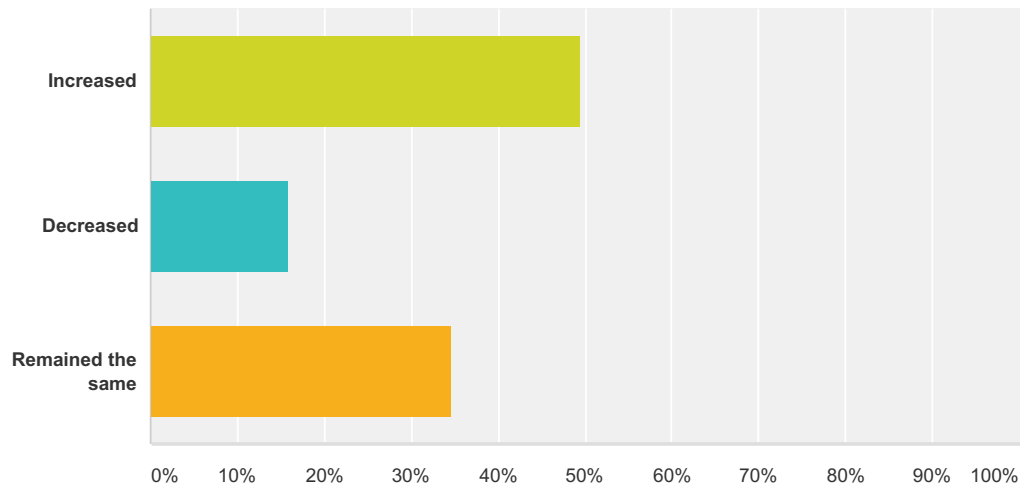


### Q1 Overall in the province in the past three years, do you think crime has;

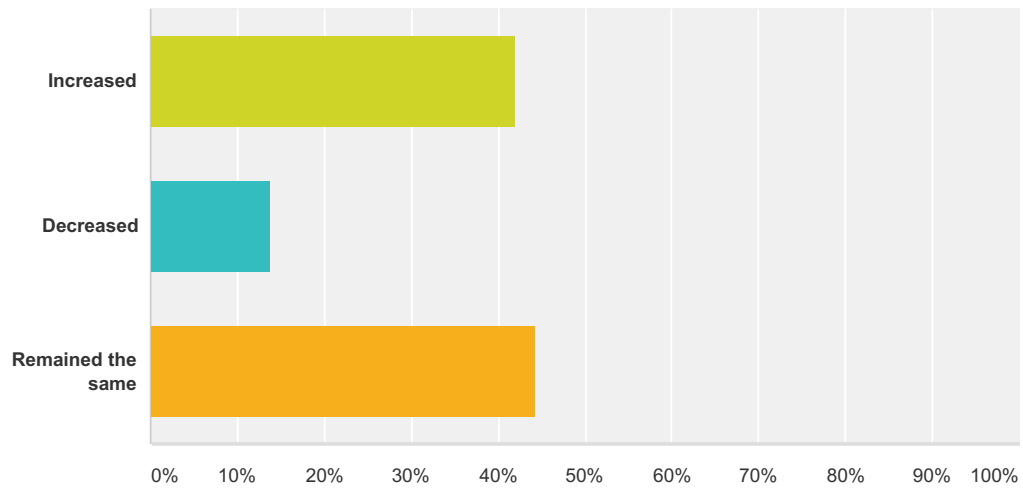
Answered: 409 Skipped: 5



Answer Choices	Responses
Increased	49.39% 202
Decreased	15.89% 65
Remained the same	34.72% 142
<b>Total</b>	<b>409</b>

### Q2 Do you think in the past three years crime in the Saugeen Shores area has;

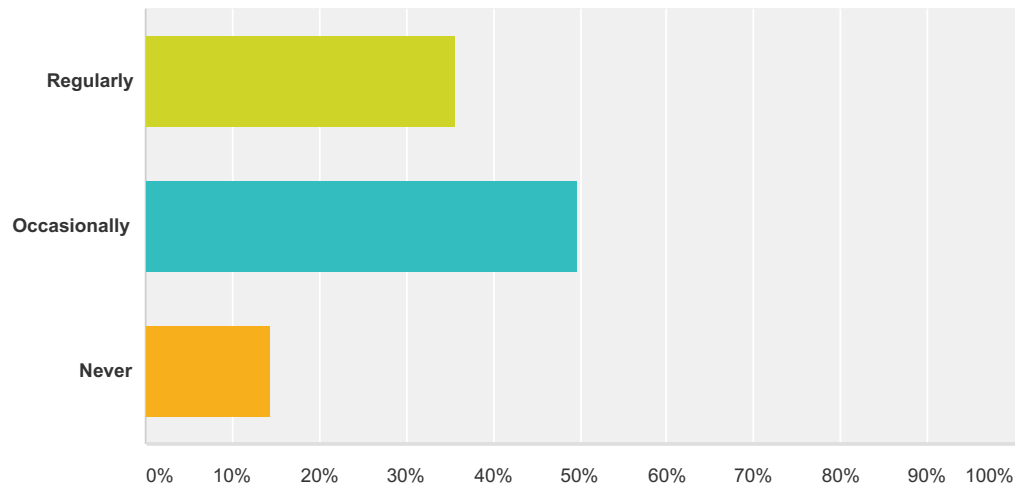
Answered: 408 Skipped: 6



Answer Choices	Responses
Increased	41.91% 171
Decreased	13.73% 56
Remained the same	44.36% 181
<b>Total</b>	<b>408</b>

### Q3 How often do you see police in your neighbourhood?

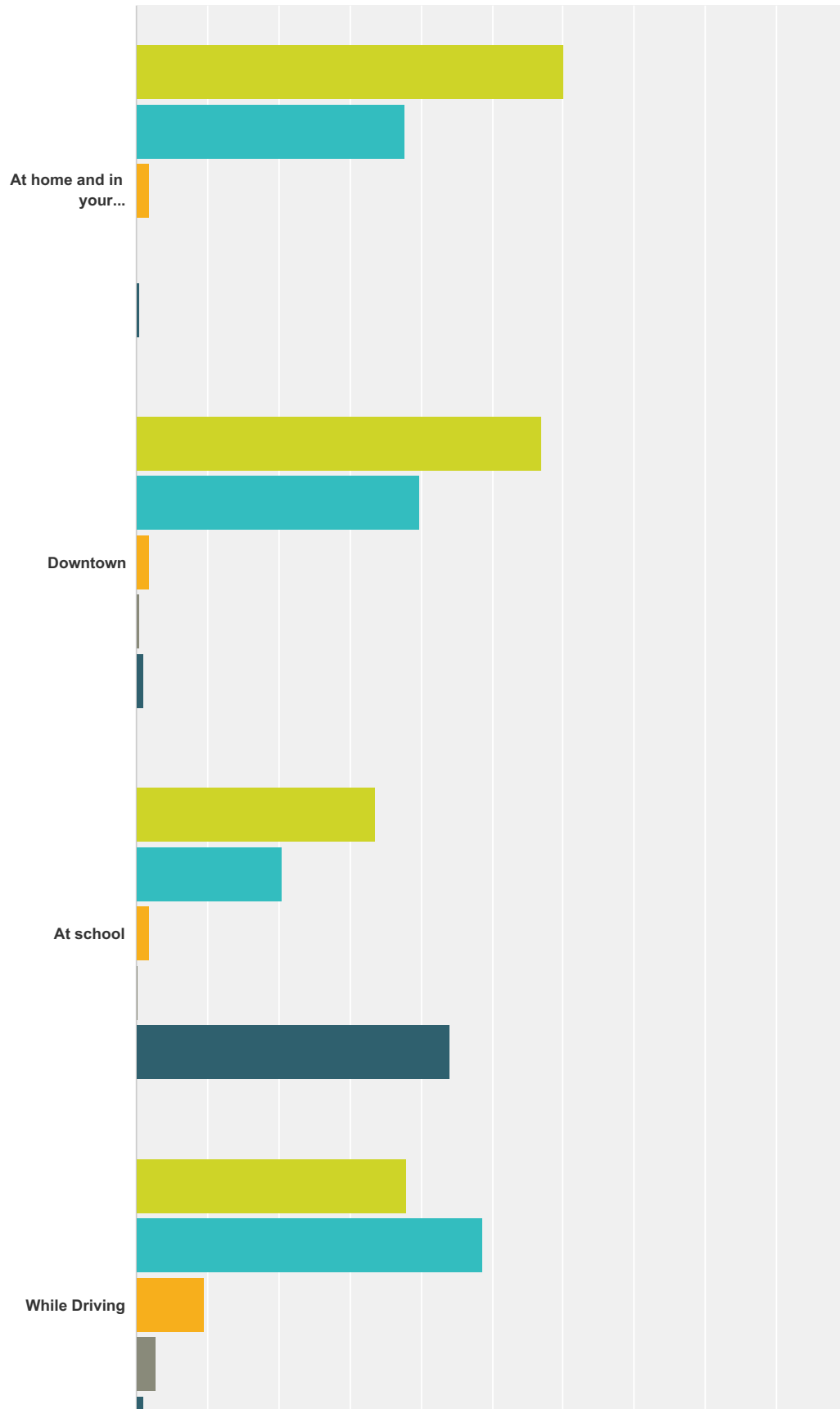
Answered: 408 Skipped: 6

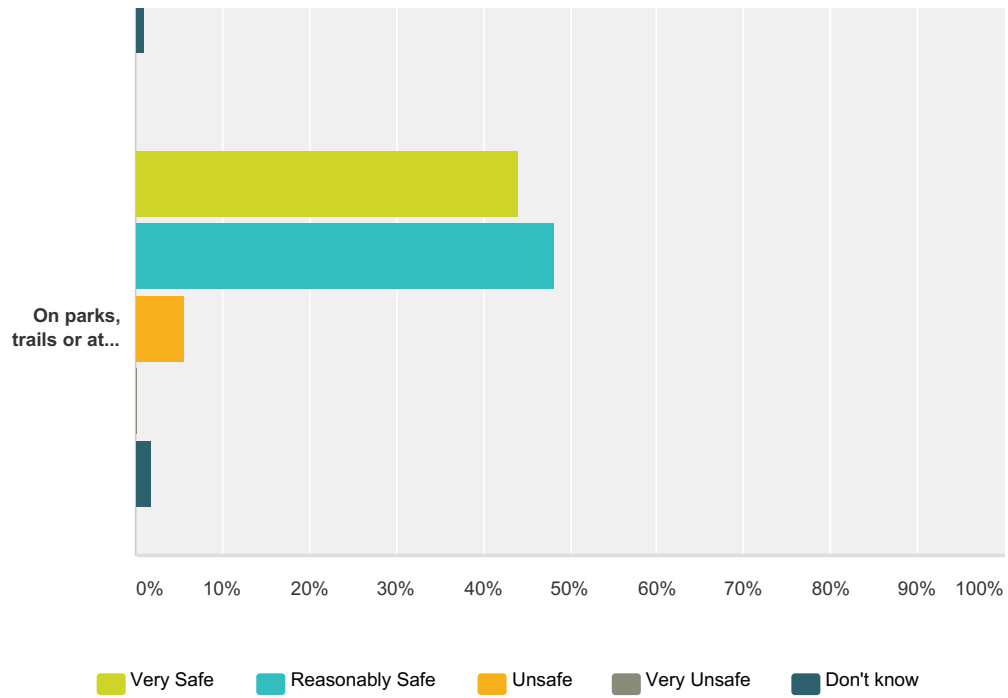


Answer Choices	Responses	Count
Regularly	35.78%	146
Occasionally	49.75%	203
Never	14.46%	59
<b>Total</b>		<b>408</b>

### Q4 How safe do you feel;

Answered: 412 Skipped: 2

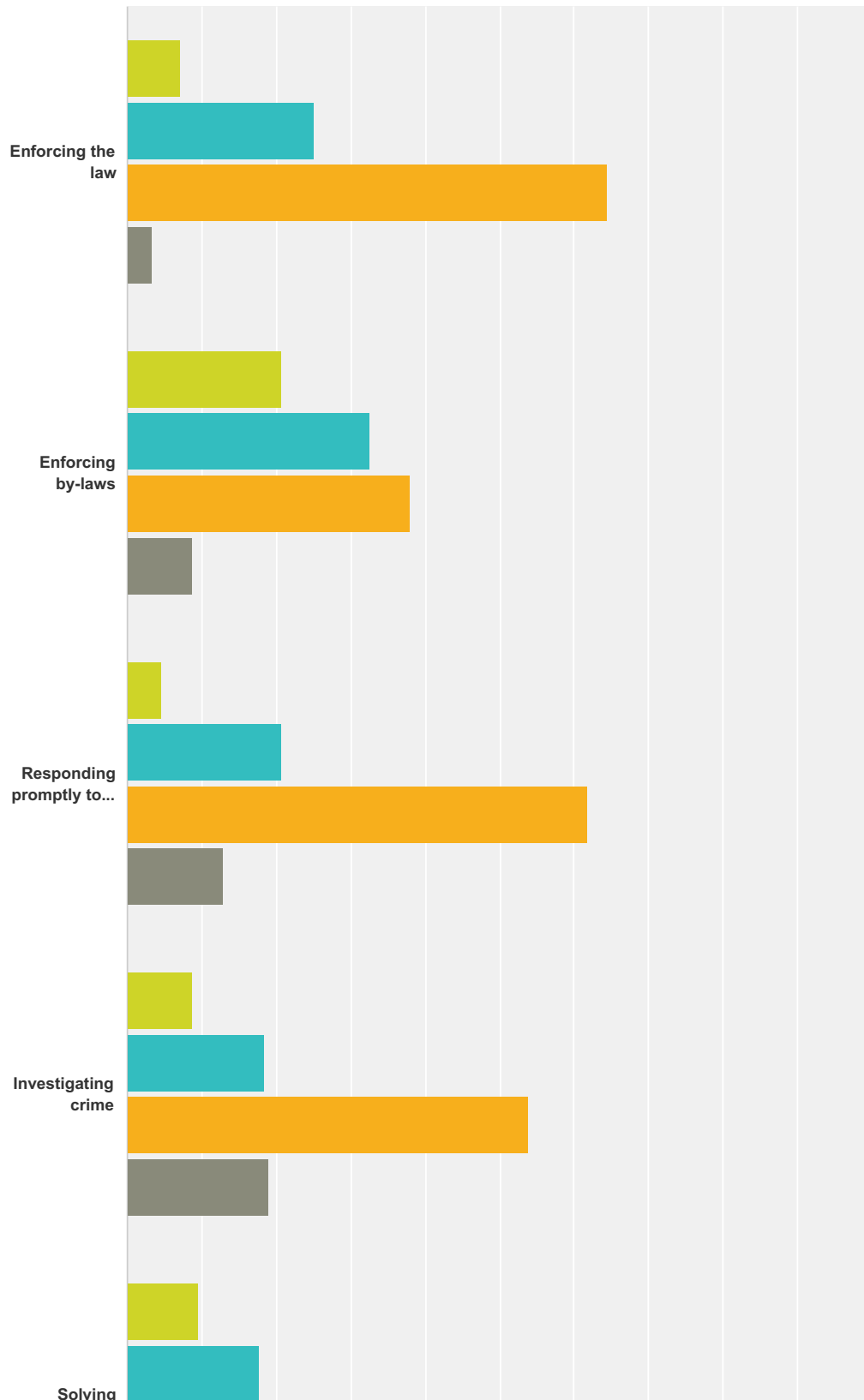


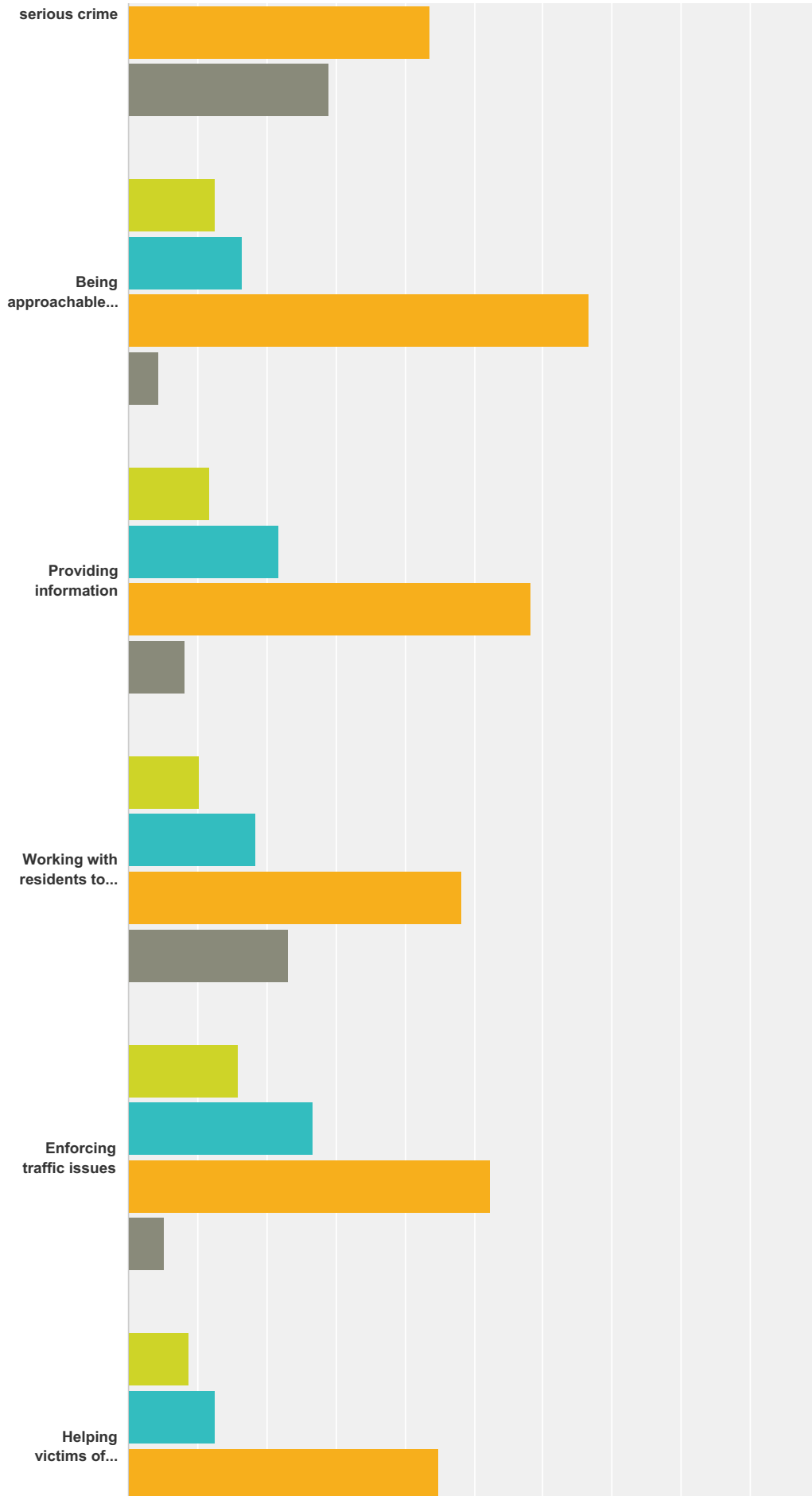


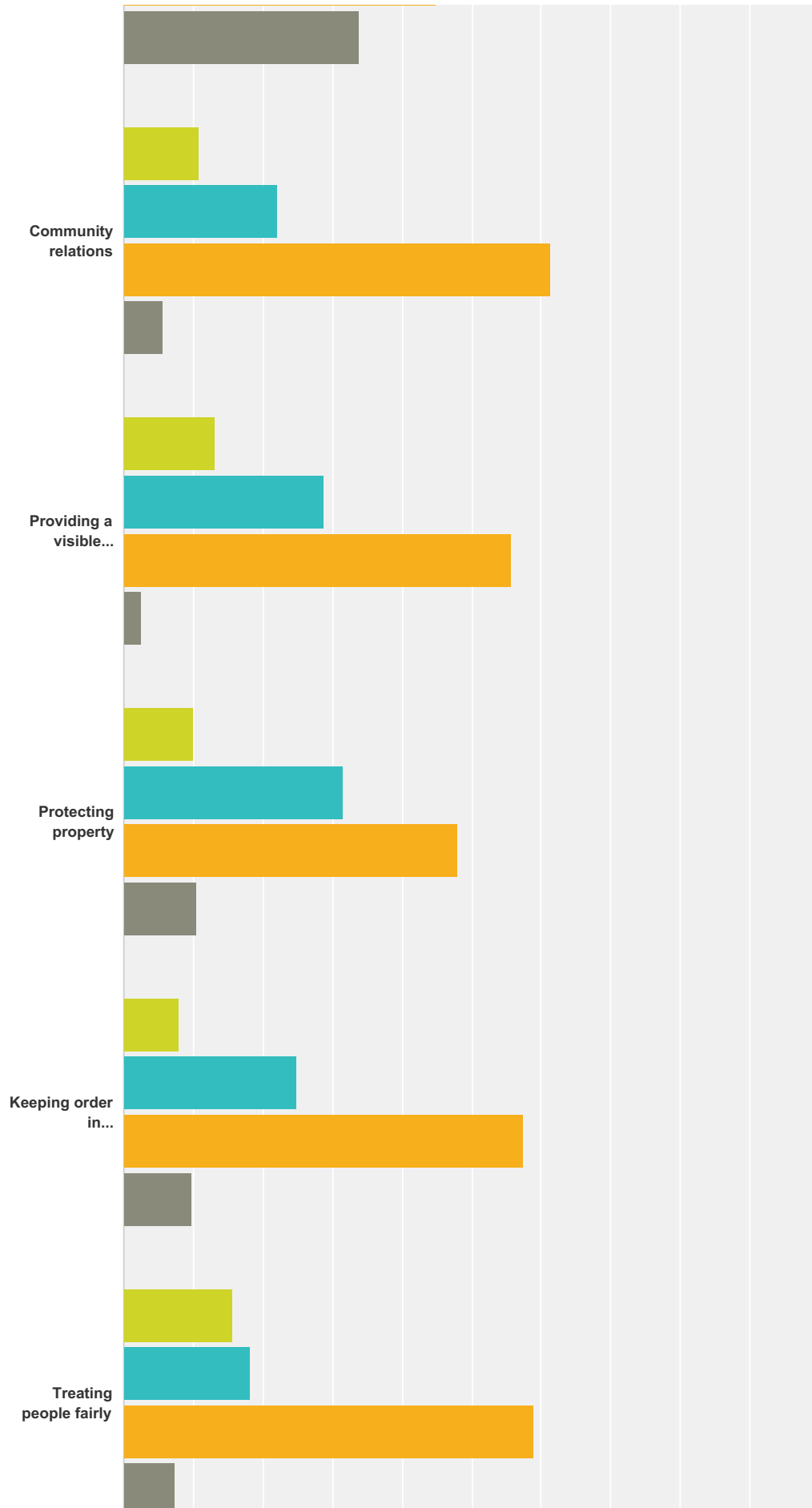
	Very Safe	Reasonably Safe	Unsafe	Very Unsafe	Don't know	Total Respondents
At home and in your neighbourhood	60.10% 247	37.71% 155	1.95% 8	0.00% 0	0.49% 2	411
Downtown	56.93% 234	39.90% 164	1.95% 8	0.49% 2	0.97% 4	411
At school	33.64% 110	20.49% 67	1.83% 6	0.31% 1	44.04% 144	327
While Driving	38.08% 155	48.65% 198	9.58% 39	2.70% 11	0.98% 4	407
On parks, trails or at the beach	44.12% 180	48.28% 197	5.64% 23	0.25% 1	1.96% 8	408

### Q5 Do you think your local police do a good job, an average job, or a poor job at each of the following tasks?

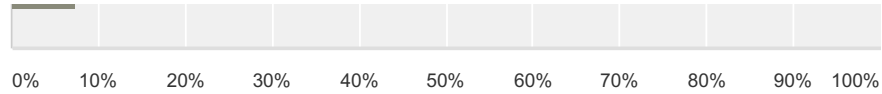
Answered: 413 Skipped: 1









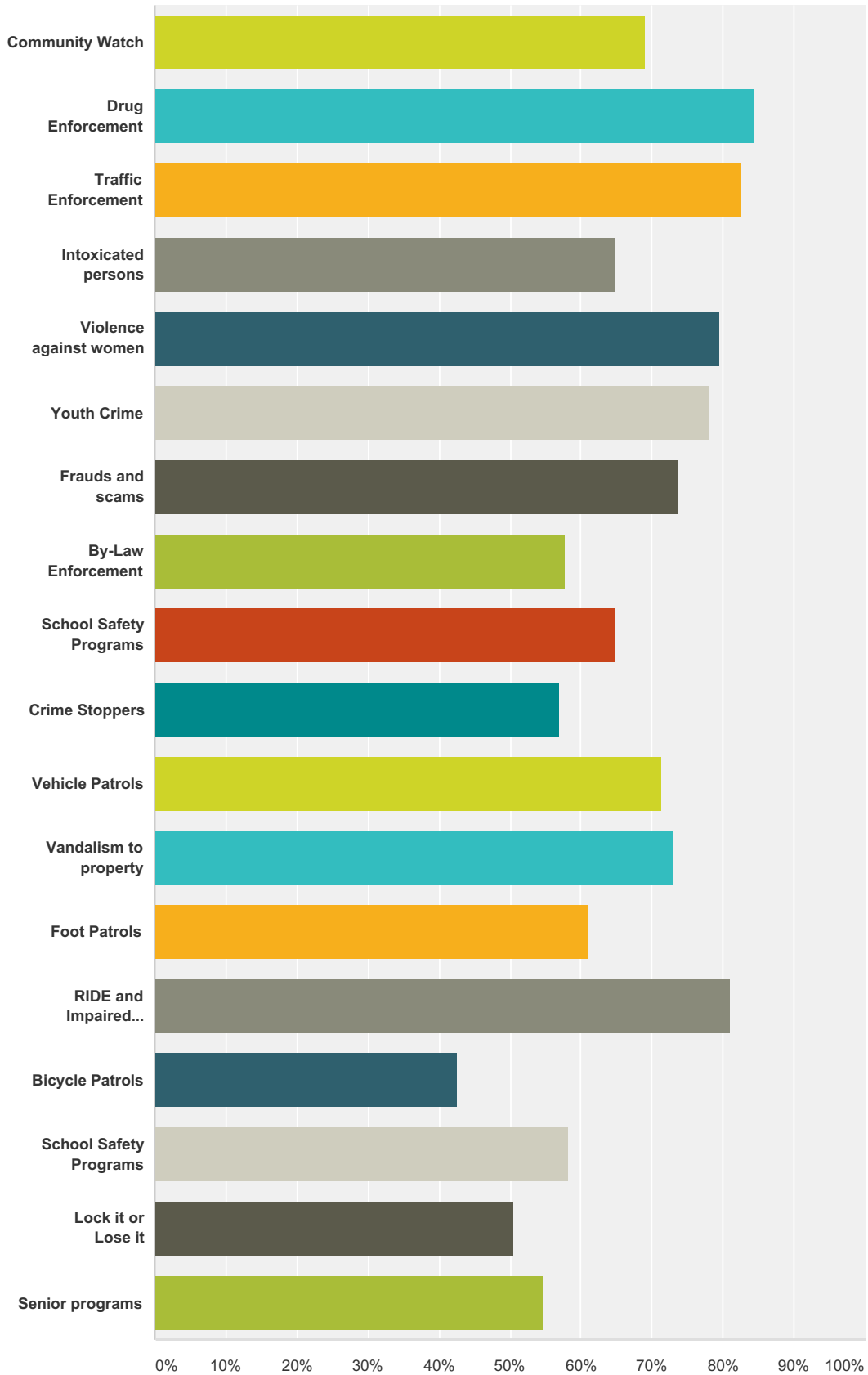


■ Poor    
 ■ Average    
 ■ Good    
 ■ Unsure

	Poor	Average	Good	Unsure	Total
Enforcing the law	7.04% 29	25.00% 103	64.56% 266	3.40% 14	412
Enforcing by-laws	20.59% 84	32.60% 133	37.99% 155	8.82% 36	408
Responding promptly to calls	4.63% 19	20.73% 85	61.71% 253	12.93% 53	410
Investigating crime	8.85% 36	18.43% 75	53.81% 219	18.92% 77	407
Solving serious crime	9.58% 39	17.69% 72	43.73% 178	28.99% 118	407
Being approachable and easy to talk to	12.44% 51	16.59% 68	66.59% 273	4.39% 18	410
Providing information	11.76% 48	21.81% 89	58.33% 238	8.09% 33	408
Working with residents to solve local crime	10.27% 42	18.34% 75	48.17% 197	23.23% 95	409
Enforcing traffic issues	15.89% 65	26.65% 109	52.32% 214	5.13% 21	409
Helping victims of crime	8.80% 36	12.47% 51	44.99% 184	33.74% 138	409
Community relations	10.81% 44	22.11% 90	61.43% 250	5.65% 23	407
Providing a visible presence	13.14% 54	28.71% 118	55.72% 229	2.43% 10	411
Protecting property	10.02% 41	31.54% 129	47.92% 196	10.51% 43	409
Keeping order in neighbourhood streets	8.03% 33	24.82% 102	57.42% 236	9.73% 40	411
Treating people fairly	15.65% 64	18.09% 74	58.92% 241	7.33% 30	409

**Q6 While you may not have had a direct experience with the Saugeen Shores Police, it is important for us to know what you feel is important that police do and enforce. Please indicate which of the following you feel is important; Check all you wish.**

Answered: 400 Skipped: 14

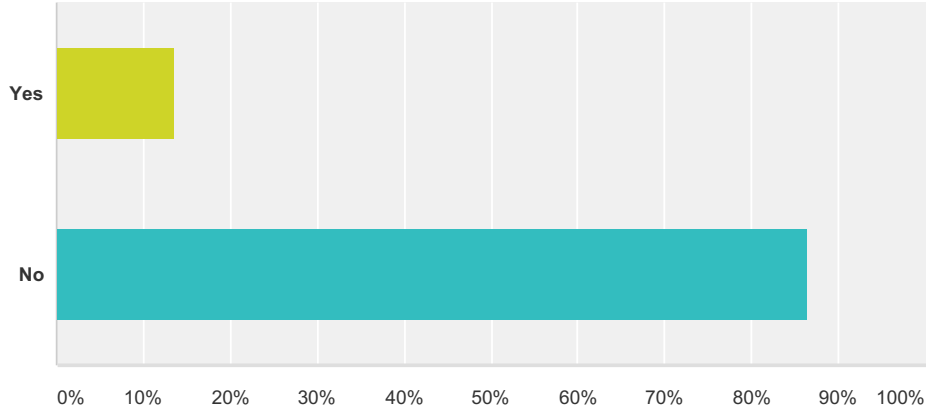


Answer Choices	Responses
Community Watch	69.00%

Drug Enforcement	84.25%	337
Traffic Enforcement	82.75%	331
Intoxicated persons	65.00%	260
Violence against women	79.50%	318
Youth Crime	78.00%	312
Frauds and scams	73.75%	295
By-Law Enforcement	57.75%	231
School Safety Programs	65.00%	260
Crime Stoppers	57.00%	228
Vehicle Patrols	71.50%	286
Vandalism to property	73.00%	292
Foot Patrols	61.25%	245
RIDE and Impaired Driving	81.00%	324
Bicycle Patrols	42.50%	170
School Safety Programs	58.25%	233
Lock it or Lose it	50.50%	202
Senior programs	54.75%	219
<b>Total Respondents: 400</b>		

### Q7 Would you be willing to participate with your neighbours in our Community Watch program?

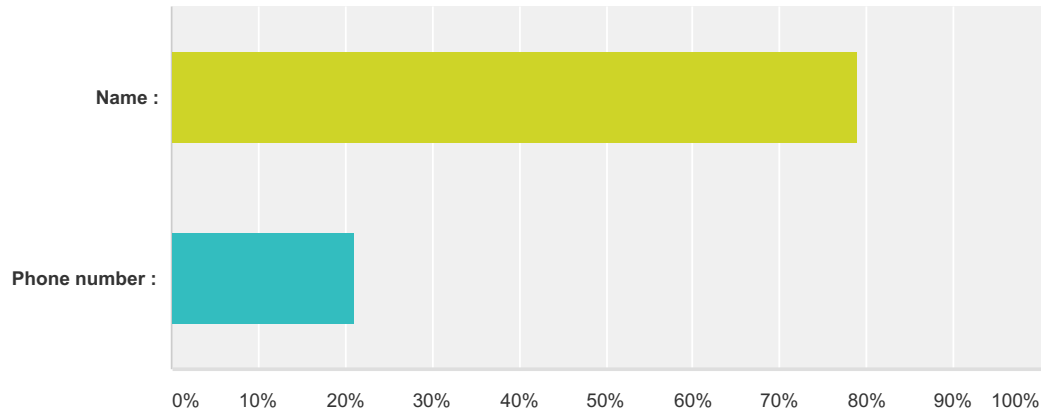
Answered: 386 Skipped: 28



Answer Choices	Responses
Yes	13.47% 52
No	86.53% 334
<b>Total</b>	<b>386</b>

**Q8 If yes to question #7 please print your name and phone number and a Community Watch representative will call you to explain the program.**

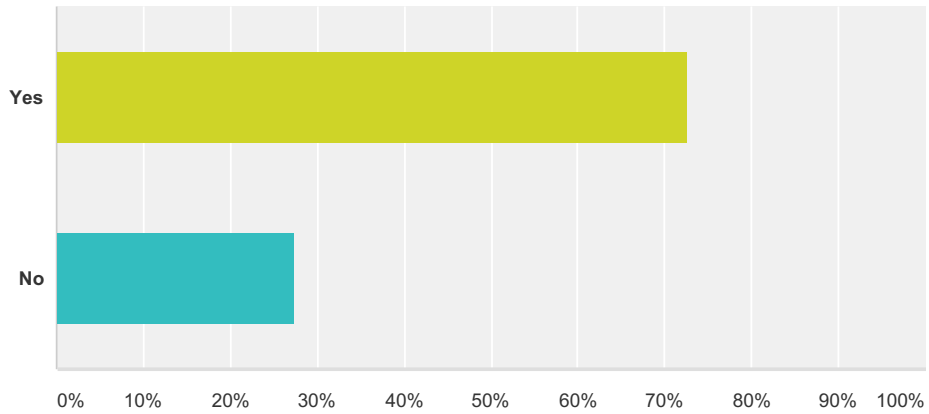
Answered: 19 Skipped: 395



Answer Choices	Responses
Name :	78.95% 15
Phone number :	21.05% 4
<b>Total</b>	<b>19</b>

### Q9 Is it important to you that the Saugeen Shores Police Service continue to police our community rather than another police service?

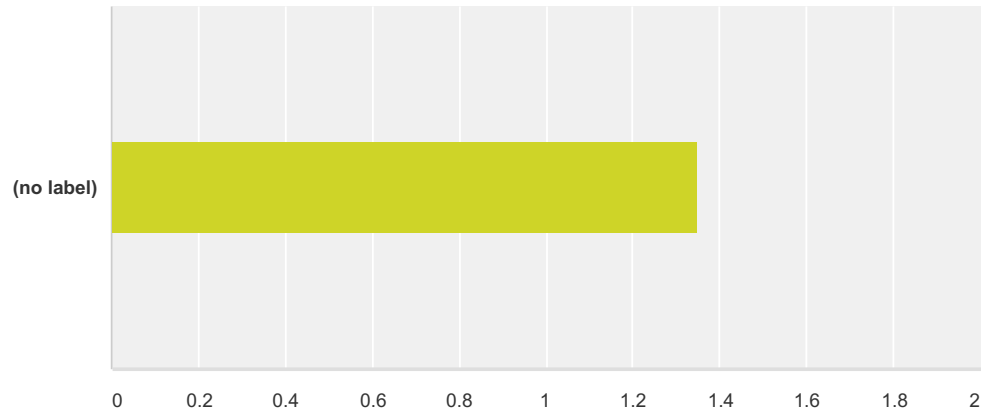
Answered: 403 Skipped: 11



Answer Choices	Responses
Yes	72.70% 293
No	27.30% 110
<b>Total</b>	<b>403</b>

**Q10 During the past three years, did you have occasion to make contact with a Saugeen Shores Police officer for any reason?**

Answered: 410 Skipped: 4

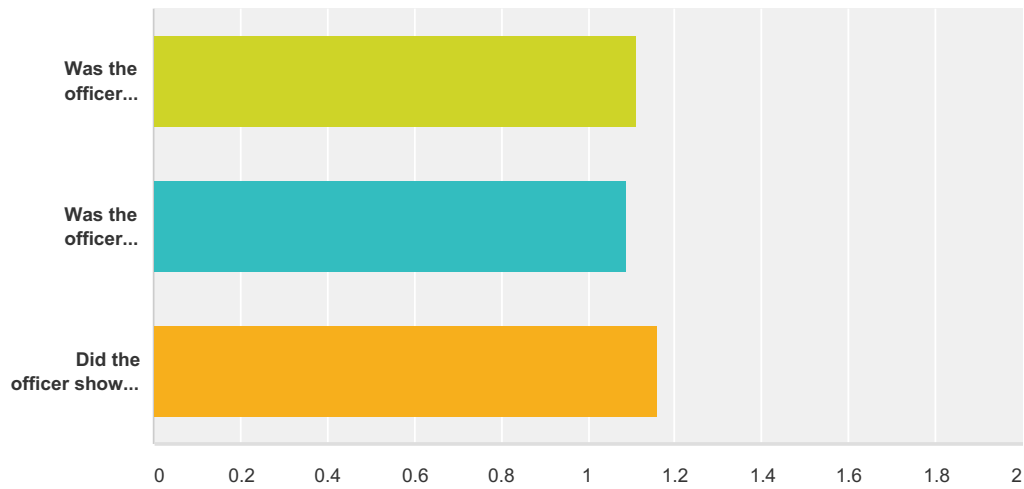


	Yes	No	Total	Weighted Average
(no label)	65.37% 268	34.63% 142	410	1.35



**Q11 If you answered "Yes" to question #10 please answer the following.**

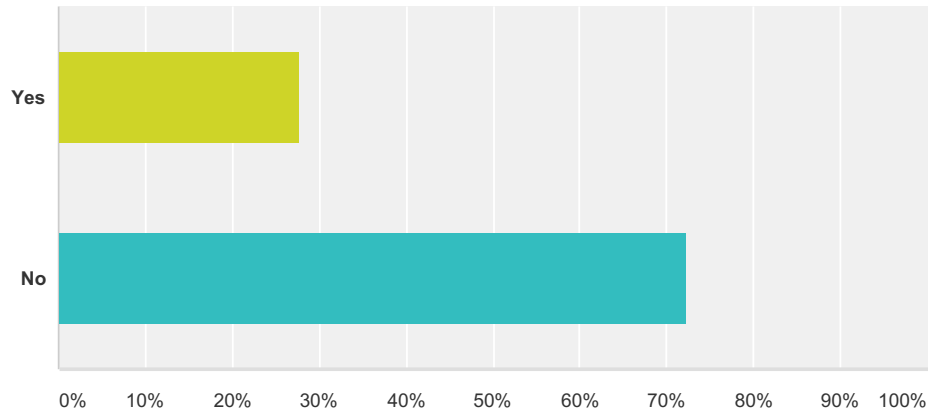
Answered: 271 Skipped: 143



	Yes	No	Total	Weighted Average
Was the officer courteous?	89.30% 242	10.70% 29	271	1.11
Was the officer professional?	90.74% 245	9.26% 25	270	1.09
Did the officer show concern about your issue?	83.96% 225	16.04% 43	268	1.16

**Q12 If you have been a victim of crime in the past three (3) years, in Saugeen Shores please answer questions # 13 to #17? If your answer is "No" skip to question #18**

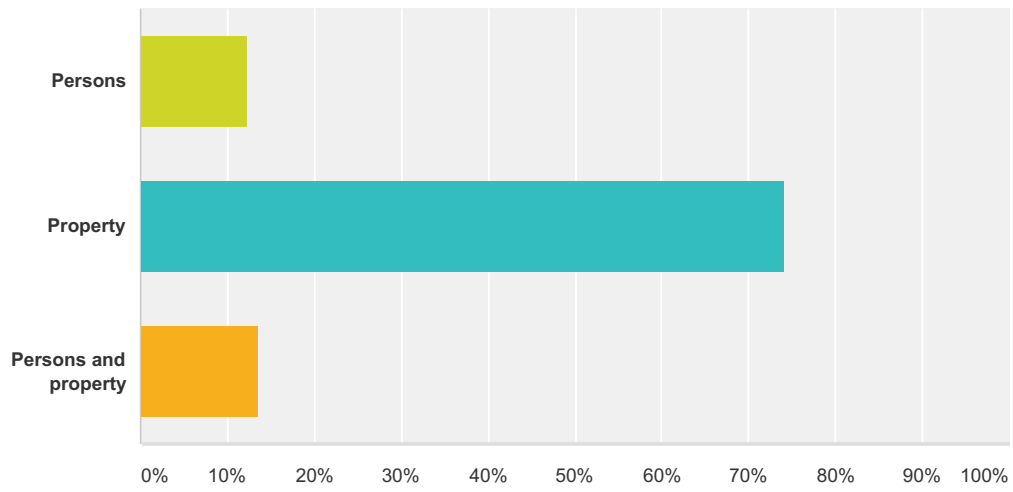
Answered: 316 Skipped: 98



Answer Choices	Responses
Yes	27.85% 88
No	72.15% 228
<b>Total</b>	<b>316</b>

### Q13 Was the crime against persons or property or both?

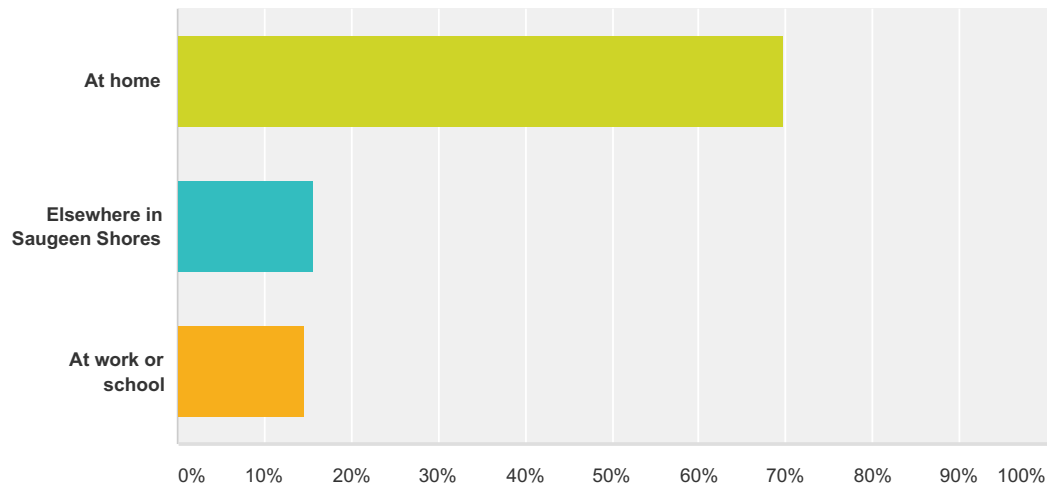
Answered: 89 Skipped: 325



Answer Choices	Responses
Persons	12.36% 11
Property	74.16% 66
Persons and property	13.48% 12
<b>Total</b>	<b>89</b>

### Q14 Where did the crime occur?

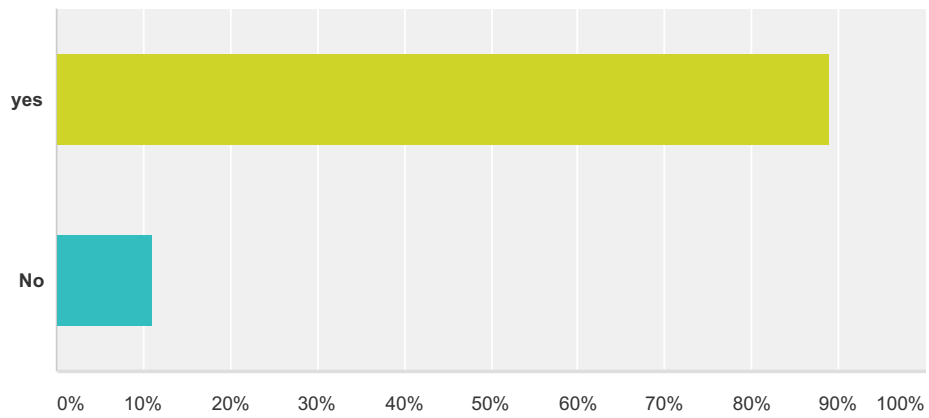
Answered: 89 Skipped: 325



Answer Choices	Responses	Count
At home	69.66%	62
Elsewhere in Saugeen Shores	15.73%	14
At work or school	14.61%	13
<b>Total</b>		<b>89</b>

### Q15 Were the Saugeen Shores Police notified?

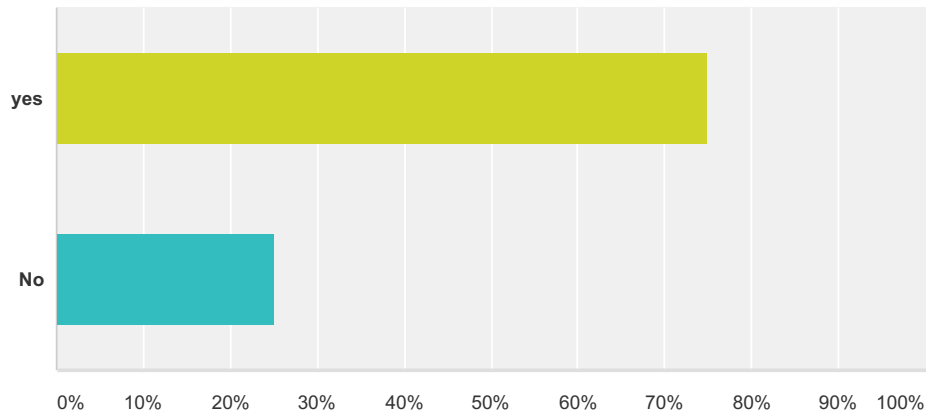
Answered: 91 Skipped: 323



Answer Choices	Responses
yes	89.01% 81
No	10.99% 10
<b>Total</b>	<b>91</b>

### Q16 Do you feel the Saugeen Shores Police handled your call in a competent and professional manner?

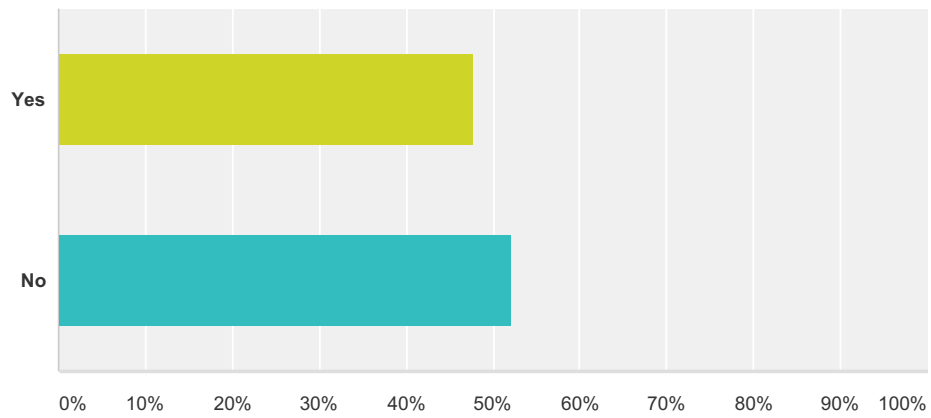
Answered: 84 Skipped: 330



Answer Choices	Responses	
yes	75.00%	63
No	25.00%	21
<b>Total</b>		<b>84</b>

### Q17 Were you notified of the outcome of your complaint?

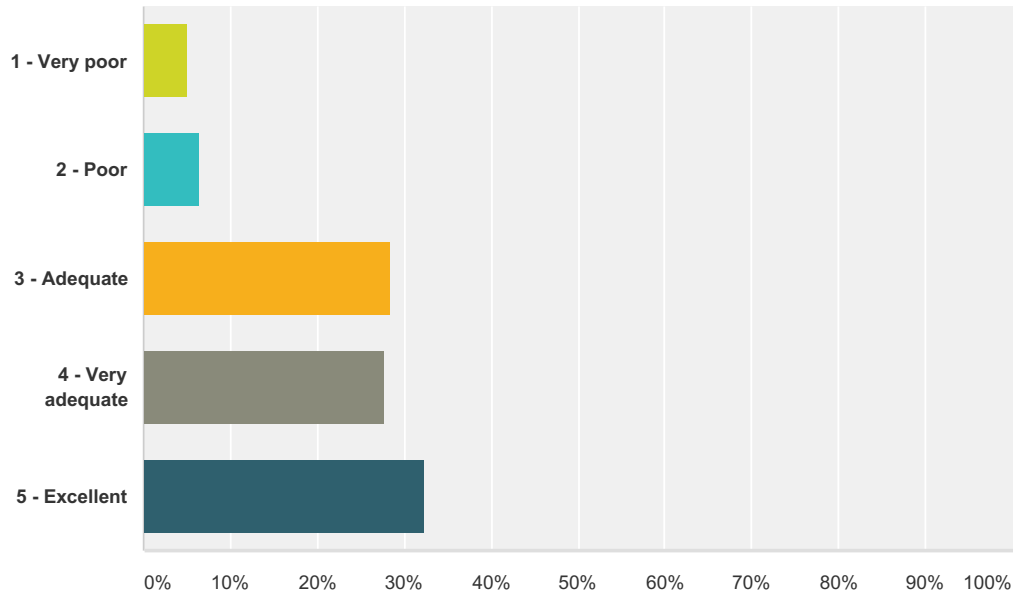
Answered: 88 Skipped: 326



Answer Choices	Responses	
Yes	47.73%	42
No	52.27%	46
<b>Total</b>		<b>88</b>

**Q18 Overall, on a scale of 1 to 5, where 1 = very poor, 3 = adequate, and 5 = excellent, how would you rate the quality of police services in Saugeen Shores?**

Answered: 404 Skipped: 10

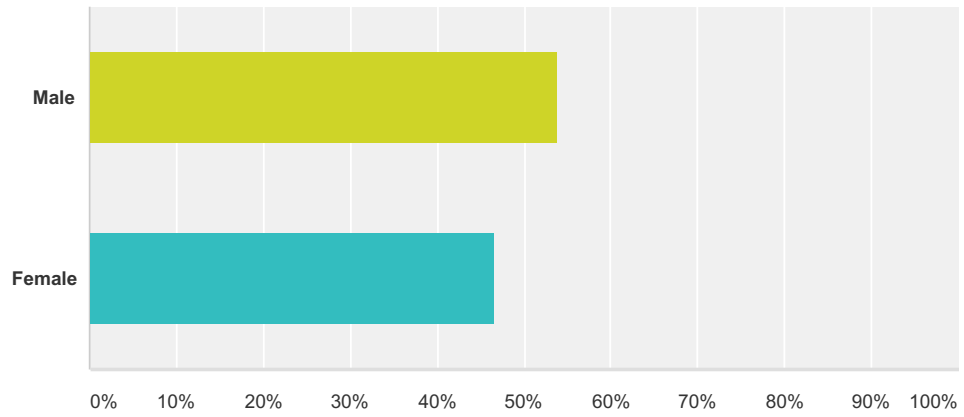


Answer Choices	Responses
1 - Very poor	4.95% 20
2 - Poor	6.44% 26
3 - Adequate	28.47% 115
4 - Very adequate	27.72% 112
5 - Excellent	32.43% 131
<b>Total</b>	<b>404</b>



### Q19 What is your gender?

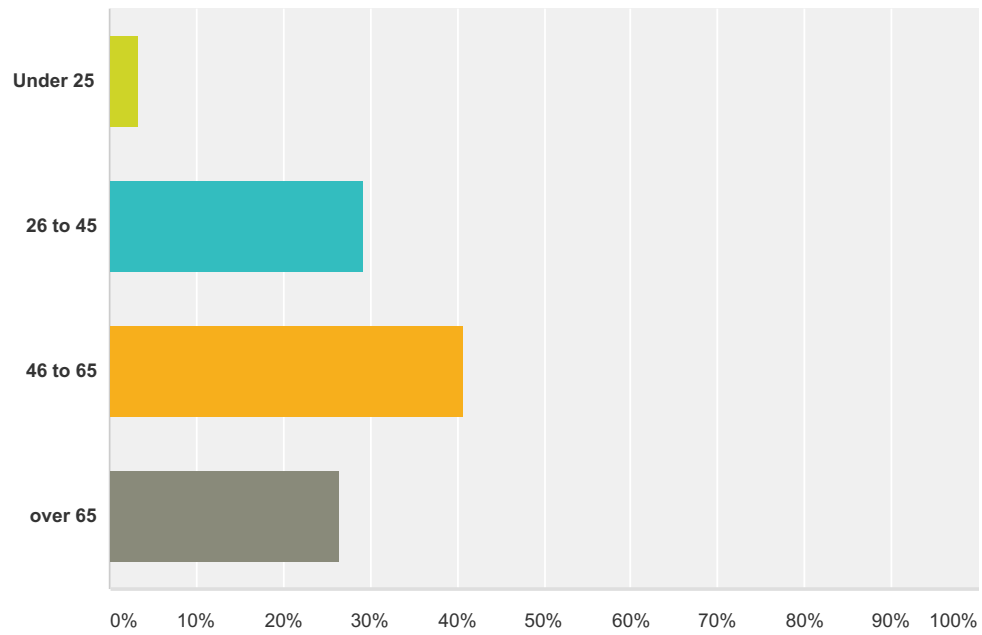
Answered: 410 Skipped: 4



Answer Choices	Responses
Male	53.90% 221
Female	46.59% 191
<b>Total Respondents: 410</b>	

### Q20 Which of these age categories do you fall?

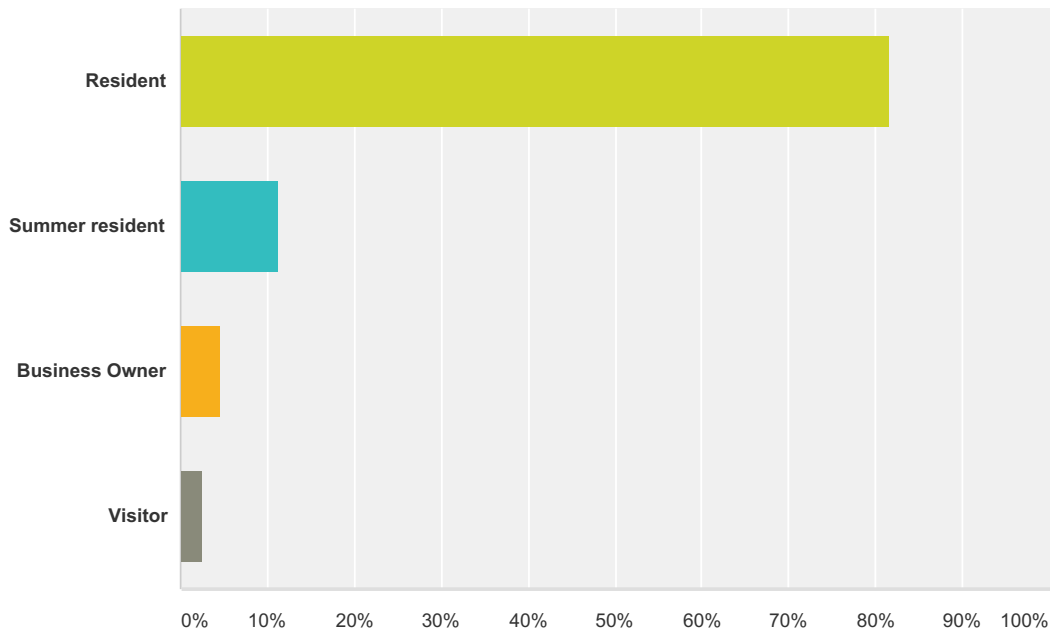
Answered: 410 Skipped: 4



Answer Choices	Responses
Under 25	3.41% 14
26 to 45	29.27% 120
46 to 65	40.73% 167
over 65	26.59% 109
<b>Total</b>	<b>410</b>

### Q21 Are you responding as a;

Answered: 414 Skipped: 0



Answer Choices	Responses	
Resident	81.64%	338
Summer resident	11.35%	47
Business Owner	4.59%	19
Visitor	2.42%	10
<b>Total</b>		<b>414</b>